

College of Southern Nevada
Spring 2017 CSN Instructor/Course Section Evaluation Form

Course: PSC101-2009: PSC 101 - 2009 SPRING 2017: 2172-CSN01-PSC-101-SEC2009-34921_2172-CSN01-PSC-101-SEC2009-34921

Instructor: Jonathan Bradley *

Response Rate: 26/33 (78.79 %)

1 - Study Time: In all honesty, for this class, each week I studied on the average:

Response Option	Weight	Frequency	Percent	Percent Responses	Means			
Not applicable	(1)	1	4.00%			Instructor		
13 or more hrs	(2)	1	4.00%					
10 to 12 hrs	(3)	1	4.00%					
7 to 9 hrs	(4)	7	28.00%					
4 to 6 hrs	(5)	6	24.00%					
3 or fewer hrs	(6)	9	36.00%					
Response Rate				Mean	STD	Median		
25/33 (75.76%)				4.72	1.34	5.00		

2 - Participation: Each week, I actively participated in learning opportunities (assignments, discussions, etc.) in this class.

Response Option	Weight	Frequency	Percent	Percent Responses	Means			
Not applicable	(1)	1	4.00%			Instructor		
Never	(2)	1	4.00%					
Rarely	(3)	2	8.00%					
Sometimes	(4)	3	12.00%					
Usually	(5)	7	28.00%					
Always	(6)	11	44.00%					
Response Rate				Mean	STD	Median		
25/33 (75.76%)				4.88	1.39	5.00		

3 - Accountability: I asked the instructor for help when I needed it.

Response Option	Weight	Frequency	Percent	Percent Responses	Means			
Not Applicable	(1)	1	4.00%			Instructor		
Never	(2)	1	4.00%					
Rarely	(3)	1	4.00%					
Sometimes	(4)	0	0.00%					
Usually	(5)	6	24.00%					
Always	(6)	16	64.00%					
Response Rate				Mean	STD	Median		
25/33 (75.76%)				5.28	1.34	6.00		

4 - Expected grade: The grade I expect to earn in this class is:

Response Option	Weight	Frequency	Percent	Percent Responses	Means			
F	(1)	0	0.00%			Instructor		
D	(2)	1	4.17%					
C	(3)	1	4.17%					
B	(4)	4	16.67%					
A	(5)	16	66.67%					
Not Applicable	(6)	2	8.33%					
Response Rate				Mean	STD	Median		
24/33 (72.73%)				4.71	0.86	5.00		

College of Southern Nevada
Spring 2017 CSN Instructor/Course Section Evaluation Form

Course: PSC101-2009: PSC 101 - 2009 SPRING 2017: 2172-CSN01-PSC-101-SEC2009-34921_2172-CSN01-PSC-101-SEC2009-34921

Instructor: Jonathan Bradley *

Response Rate: 26/33 (78.79 %)

5 - Clarity: The instructor presented information in an understandable manner.						
Response Option	Weight	Frequency	Percent	Percent Responses	Means	
Not Applicable	(1)	1	4.17%		5.71	
Never	(2)	0	0.00%			
Rarely	(3)	0	0.00%			
Sometimes	(4)	0	0.00%			
Usually	(5)	2	8.33%			
Always	(6)	21	87.50%			
Response Rate				Mean	STD	Median
24/33 (72.73%)				5.71	1.04	6.00

6 - Encouragement: The instructor created a student-friendly learning environment where I could participate.						
Response Option	Weight	Frequency	Percent	Percent Responses	Means	
Not Applicable	(1)	1	4.17%		5.79	
Never	(2)	0	0.00%			
Rarely	(3)	0	0.00%			
Sometimes	(4)	0	0.00%			
Usually	(5)	0	0.00%			
Always	(6)	23	95.83%			
Response Rate				Mean	STD	Median
24/33 (72.73%)				5.79	1.02	6.00

7 - Expectations: The requirements for earning grades were made clear in the syllabus and/or assignment instructions.						
Response Option	Weight	Frequency	Percent	Percent Responses	Means	
Not Applicable	(1)	1	4.35%		5.78	
Never	(2)	0	0.00%			
Rarely	(3)	0	0.00%			
Sometimes	(4)	0	0.00%			
Usually	(5)	0	0.00%			
Always	(6)	22	95.65%			
Response Rate				Mean	STD	Median
23/33 (69.70%)				5.78	1.04	6.00

8 - Helpfulness: The instructor gave helpful feedback.						
Response Option	Weight	Frequency	Percent	Percent Responses	Means	
Not Applicable	(1)	2	8.70%		5.48	
Never	(2)	0	0.00%			
Rarely	(3)	0	0.00%			
Sometimes	(4)	0	0.00%			
Usually	(5)	2	8.70%			
Always	(6)	19	82.61%			
Response Rate				Mean	STD	Median
23/33 (69.70%)				5.48	1.44	6.00

College of Southern Nevada
Spring 2017 CSN Instructor/Course Section Evaluation Form

Course: PSC101-2009: PSC 101 - 2009 SPRING 2017: 2172-CSN01-PSC-101-SEC2009-34921_2172-CSN01-PSC-101-SEC2009-34921
Instructor: Jonathan Bradley *
Response Rate: 26/33 (78.79 %)

9 - Communication: When the instructor provided feedback on my work, the responses came within the time frame established in the syllabus or assignment instructions.

Response Option	Weight	Frequency	Percent	Percent Responses	Means		
Not Applicable	(1)	2	9.09%	■			
Never	(2)	0	0.00%				
Rarely	(3)	0	0.00%				
Sometimes	(4)	1	4.55%	■			
Usually	(5)	1	4.55%	■			
Always	(6)	18	81.82%	■			
Response Rate				Mean	STD	Median	
22/33 (66.67%)				5.41	1.50	6.00	

10 - Which assignments, projects, and learning opportunities most contributed to your learning?

Response Rate	14/33 (42.42%)
<ul style="list-style-type: none"> • The homeworks provided the most relevant learning opportunities. They often focused on current events, and pertained to modern issues. This helped me connect with the material as it showed a direct relation to my personal life. • His Power Points. • The slides. The things that happened in the world today were applicable to what we were learning. He related everything that is happening with Trumps presidential career and it helps to know what the heck these news anchors are even talking about. • Every single class was a learning experience. All of the classes were very active and helpful as I have difficulty learning fast. • The teacher was very interesting and knowledgeable plus a lot of fun in class. • All of the test contributed to my learning because it challenged me to retain the information in the readings and lectures. • The lectures were always the most intriguing and what resulted in me learning most of the things that I did over the semester. • The essays • The assignment where we had to decide what good and bad media were. • the in class participation • all • in class discussions • I really loved our class lectures that we had • Every assignment taught me something useful rather it be for every day life or just for the class. This was by far the best class I have taken at csn! I recommend everyone who needs to take a political science class to take Jonathan Bradley. 	

College of Southern Nevada
Spring 2017 CSN Instructor/Course Section Evaluation Form

Course: PSC101-2009: PSC 101 - 2009 SPRING 2017: 2172-CSN01-PSC-101-SEC2009-34921_2172-CSN01-PSC-101-SEC2009-34921
Instructor: Jonathan Bradley *
Response Rate: 26/33 (78.79 %)

11 - What are the strengths of this class?	
Response Rate	15/33 (45.45%)
<ul style="list-style-type: none"> • The due dates of assignments. The coursework is not piled on top of itself, which made me feel like I had ample time to complete every assignment. • He was a great instructor I would take his class again and recommend him to other students. • The professor. I think politics are boring but because he is full of energy it's hard not to sleep. • Having an active teacher. • class lectures and power points on canvas for use of the exams • At the start of this year, I was taking a high school class called We The People. The class was full of technical information, learning about specific court cases and terminology, such as Gitlow v New York and incorporation, as well as memorization of all of the amendments. We had to make group speeches about various constitutional topics and give two speeches, one for district competition, one for state competition, and got asked questions by judges with a background in government. It was in the second semester of this high school year that I took this political science course with Professor Bradley. It was in this semester that I learned more about government than I ever did intensively for the high school class. The workload for the high school class was time and mind consuming. But in the end, it was what Mr. Bradley said that I remember. I can not list all of the amendments by hand, or recite all of Nevada's member's names in government, or talk deeply about the 12th Amendment. I can talk about random factoids that I can not ultimately put into use. I can however acknowledge contemporary problems in society, talk about how those problems came about, and give my opinion on them, and even feel like I am a part of society and that I should do something about said issues. I am not knocking down learning the technical information of how government works, but all of that means nothing if there is no meaning behind it, or the way of using that information to make positions on issues. Someone could know all the facts in the world, but if they do not use that knowledge for anything, it would be useless. This was a problem faced by my high school classmates in our competitions, we knew facts, but not how to apply it to real people. And with Professor Bradley, he knows that learning how to think is a lot more important than learning what to think. Professor Bradley is a very inspirational speaker. You can feel that he really is passionate about political science, and that he wants people to at least recognize their worth and power in society, and not just in the realm of his subject matter. He obviously has opinions about certain issues, but he does a great job of presenting different sides of issues. He also gives some great life advice, such as to learn the most you can in college, and to speak up. He makes jokes and is easy to approach. I had questions and comments to say in class, but the reason I did not state them was due to my own anxiety about speaking. I wanted to say all of this on the last day of class, but my words escaped me, coming when I departed to my next class. • Professor Bradley knows his stuff. Incredibly fun class and his speaking is amazing. • He gives enough assignments to manager with other classes, he is very active and verbal in class, he was always passionate in what he was teaching. • The strengths of this class are the respect the professor showed for the students, his knowledge of the subject material, how that subject is applicable to your life. • The discussions and extra credit • friendly learning environment , understandable lectures and assignments • professor's personality • clarity and honesty • - active professor that loves what he teaches - useful info for real life - • The strengths of this class is learning more than what we needed to. I learned a lot about inside baseball for politics and it was nice to have a professor once want me to view things in my own perspective rather than telling me how to think. 	

College of Southern Nevada
Spring 2017 CSN Instructor/Course Section Evaluation Form

Course: PSC101-2009: PSC 101 - 2009 SPRING 2017: 2172-CSN01-PSC-101-SEC2009-34921_2172-CSN01-PSC-101-SEC2009-34921
Instructor: Jonathan Bradley *
Response Rate: 26/33 (78.79 %)

12 - How could the instructor improve this class?

Response Rate	12/33 (36.36%)
---------------	----------------

- By responding to emails quicker, and by fixing online issues faster.
- Everything was wonderful about him.
- Make students participate in a political event.
- Honestly, nothing. He knows what his doing and he does it well.
- N/A
- I would say that he should explain some terminology some more. I understood the historical background and vocab that he mentioned due to the fact that I 1)know English as my first language and was always well in it, 2)learned the history this year and last year in other classes. I am sure that older student may not understand everything that he may say due to either language barriers or the fact that they may not know the background information.
- n/a
- Shorter lectures
- no need to improve
- great class. I learned a lot.
- Assign group work. I would have really loved to work with other students in the class
- Nothing to improve. He was by far one of the most understanding professors I have met in the four years attending this college, and communicates with each and every student fairly and equally.

College of Southern Nevada
Spring 2018 CSN Instructor/Course Section Evaluation Form

Course: PSC101-2012: PSC 101 - 2012 SPRING 2018: 2182-CSN01-PSC-101-SEC2012-28392_2182-CSN01-PSC-101-SEC2012-28392
Instructor: Jonathan Bradley *
Response Rate: 24/28 (85.71 %)

1 - Study Time: In all honesty, for this class, each week I studied on the average:					
Response Option	Weight	Frequency	Percent	Percent Responses	Means
Not applicable	(1)	0	0.00%		5.33
13 or more hrs	(2)	0	0.00%		
10 to 12 hrs	(3)	1	4.17%		
7 to 9 hrs	(4)	3	12.50%		
4 to 6 hrs	(5)	7	29.17%		
3 or fewer hrs	(6)	13	54.17%		
				0 25 50 100	Question
Response Rate		Mean		STD	Median
24/28 (85.71%)		5.33		0.87	6.00

2 - Participation: Each week, I actively participated in learning opportunities (assignments, discussions, etc.) in this class.					
Response Option	Weight	Frequency	Percent	Percent Responses	Means
Not applicable	(1)	0	0.00%		5.04
Never	(2)	0	0.00%		
Rarely	(3)	2	8.33%		
Sometimes	(4)	4	16.67%		
Usually	(5)	9	37.50%		
Always	(6)	9	37.50%		
				0 25 50 100	Question
Response Rate		Mean		STD	Median
24/28 (85.71%)		5.04		0.95	5.00

3 - Accountability: I asked the instructor for help when I needed it.					
Response Option	Weight	Frequency	Percent	Percent Responses	Means
Not Applicable	(1)	0	0.00%		5.33
Never	(2)	1	4.17%		
Rarely	(3)	2	8.33%		
Sometimes	(4)	0	0.00%		
Usually	(5)	6	25.00%		
Always	(6)	15	62.50%		
				0 25 50 100	Question
Response Rate		Mean		STD	Median
24/28 (85.71%)		5.33		1.13	6.00

4 - Expected grade: The grade I expect to earn in this class is:					
Response Option	Weight	Frequency	Percent	Percent Responses	Means
F	(1)	0	0.00%		4.63
D	(2)	0	0.00%		
C	(3)	1	4.17%		
B	(4)	10	41.67%		
A	(5)	10	41.67%		
Not Applicable	(6)	3	12.50%		
				0 25 50 100	Question
Response Rate		Mean		STD	Median
24/28 (85.71%)		4.63		0.77	5.00

College of Southern Nevada
Spring 2018 CSN Instructor/Course Section Evaluation Form

Course: PSC101-2012: PSC 101 - 2012 SPRING 2018: 2182-CSN01-PSC-101-SEC2012-28392_2182-CSN01-PSC-101-SEC2012-28392
Instructor: Jonathan Bradley *
Response Rate: 24/28 (85.71%)

5 - Clarity: The instructor presented information in an understandable manner.					
Response Option	Weight	Frequency	Percent	Percent Responses	Means
Not Applicable	(1)	0	0.00%		5.71
Never	(2)	0	0.00%		
Rarely	(3)	0	0.00%		
Sometimes	(4)	2	8.33%		
Usually	(5)	3	12.50%		
Always	(6)	19	79.17%		
				0 25 50 100	Question
Response Rate			Mean	STD	Median
24/28 (85.71%)			5.71	0.62	6.00

6 - Encouragement: The instructor created a student-friendly learning environment where I could participate.					
Response Option	Weight	Frequency	Percent	Percent Responses	Means
Not Applicable	(1)	0	0.00%		5.79
Never	(2)	0	0.00%		
Rarely	(3)	0	0.00%		
Sometimes	(4)	1	4.17%		
Usually	(5)	3	12.50%		
Always	(6)	20	83.33%		
				0 25 50 100	Question
Response Rate			Mean	STD	Median
24/28 (85.71%)			5.79	0.51	6.00

7 - Expectations: The requirements for earning grades were made clear in the syllabus and/or assignment instructions.					
Response Option	Weight	Frequency	Percent	Percent Responses	Means
Not Applicable	(1)	0	0.00%		5.79
Never	(2)	0	0.00%		
Rarely	(3)	1	4.17%		
Sometimes	(4)	0	0.00%		
Usually	(5)	2	8.33%		
Always	(6)	21	87.50%		
				0 25 50 100	Question
Response Rate			Mean	STD	Median
24/28 (85.71%)			5.79	0.66	6.00

8 - Helpfulness: The instructor gave helpful feedback.					
Response Option	Weight	Frequency	Percent	Percent Responses	Means
Not Applicable	(1)	1	4.17%		5.46
Never	(2)	0	0.00%		
Rarely	(3)	1	4.17%		
Sometimes	(4)	1	4.17%		
Usually	(5)	3	12.50%		
Always	(6)	18	75.00%		
				0 25 50 100	Question
Response Rate			Mean	STD	Median
24/28 (85.71%)			5.46	1.22	6.00

College of Southern Nevada
Spring 2018 CSN Instructor/Course Section Evaluation Form

Course: PSC101-2012: PSC 101 - 2012 SPRING 2018: 2182-CSN01-PSC-101-SEC2012-28392_2182-CSN01-PSC-101-SEC2012-28392
Instructor: Jonathan Bradley *
Response Rate: 24/28 (85.71 %)

9 - Communication: When the instructor provided feedback on my work, the responses came within the time frame established in the syllabus or assignment instructions.

Response Option	Weight	Frequency	Percent	Percent Responses	Means
Not Applicable	(1)	2	8.33%	■	5.38
Never	(2)	0	0.00%		
Rarely	(3)	1	4.17%	■	
Sometimes	(4)	0	0.00%		
Usually	(5)	2	8.33%	■	
Always	(6)	19	79.17%	■	
				0 25 50 100	Question
Response Rate			Mean	STD	Median
24/28 (85.71%)			5.38	1.50	6.00

10 - Which assignments, projects, and learning opportunities most contributed to your learning?

Response Rate	10/28 (35.71%)
<ul style="list-style-type: none"> • exams and class discussions • In searching information on political issues • When we did our own class constitution, everyone participated and we had fun with it as well. It contributed to my learning by understanding a little better of what the constitution is all about. • Homework assignments contributed the most to my learning because each assignment was short and simple, but creative and made me think. • What contributed most to my learning was Professor Bradley's teaching style. While I am a Political Science major, I can see how other students who are just checking off a requirement could be bored by this topic, but his class is never boring. • The one where we had to divide up our own district so our specific party could win more votes. • The powerpoints • Homework assignments about who are representatives and senates. • assignments • Playing the monopoly game. Really taught me a lot with how benefits are different for everyone. And the slides! 	

11 - What are the strengths of this class?

Response Rate	11/28 (39.29%)
<ul style="list-style-type: none"> • interaction • Dynamic and easy to understand information • Communication. The class is very open format and presents an environment for the ease of learning. • The instructor presentend all slides clearly and very easy to understanding so everyone can understand this class and how to understand government. • Having the tests online but giving us a class period to complete it is a strength because it leaves no room for excuses. • The strength of the class is how well Professor Bradley does at explaining the topics. Our class is always engaged, asking questions, and seems interested in what he is saying. • The teacher is always there to help and will answer any question the class has and is constantly asking if we have any questions to make sure we are following. • teacher is a good presenter, power points are essay to understand, assignment instructions are clear for the most part. • The lectures. • the lectures is very straight forward and not boring • I would say knowing you never have a wrong answer. 	

College of Southern Nevada
Spring 2018 CSN Instructor/Course Section Evaluation Form

Course: PSC101-2012: PSC 101 - 2012 SPRING 2018: 2182-CSN01-PSC-101-SEC2012-28392_2182-CSN01-PSC-101-SEC2012-28392
Instructor: Jonathan Bradley *
Response Rate: 24/28 (85.71 %)

12 - How could the instructor improve this class?

Response Rate	11/28 (39.29%)
---------------	----------------

- n/a
- Well done no improvement need it.
- more (small) in class assignments to buffer the grade between tests
- There's really not much to improve on.
- This instructor can improve by adding more factual questions to the test, rather than specifics on what he said in class. It made exams more confusing.
- N/A
- There is nothing I would change.
- Update graphs
- more activities
- He's the best political science teacher
- Trying not to fall off topic too much.



Report for 114372-Intro Amer Politics PSC 101 1006 Jonathan Bradley

Project Title: **UNLV Spring 2018 All Department Course Evaluations**

Number of Participants: **42**

Responses Received: **13**

Response Ratio: **30.95%**

Creation Date: **Tue, May 15, 2018**



Course Mean

Competency	Mean
Course Items	4.51
Instructor Items	4.51

Evaluation Summary

Course Items

	Resp	Strongly Agree	Agree	Neither Agree nor Disagree	Disagree	Strongly Disagree	Mean	Std Dev	Min	Max
This course increased my knowledge.	13	61.54 %	30.77 %	7.69 %	0.00 %	0.00 %	4.54	0.66	3.00	5.00
The course objectives were clear.	13	61.54 %	38.46 %	0.00 %	0.00 %	0.00 %	4.62	0.51	4.00	5.00
This course provided sufficient opportunity for me to learn.	13	69.23 %	23.08 %	0.00 %	7.69 %	0.00 %	4.54	0.88	2.00	5.00
This course challenged me intellectually.	13	69.23 %	7.69 %	15.38 %	7.69 %	0.00 %	4.38	1.04	2.00	5.00
My grades up to this point adequately reflect the quality of my performance in this course.	13	53.85 %	38.46 %	7.69 %	0.00 %	0.00 %	4.46	0.66	3.00	5.00

Instructor Items

	Resp	Strongly Agree	Agree	Neither Agree nor Disagree	Disagree	Strongly Disagree	Mean	Std Dev	Min	Max
The instructor was well prepared for each session.	13	76.92 %	15.38 %	0.00 %	0.00 %	7.69 %	4.54	1.13	1.00	5.00
The instructor's explanations were clear.	13	69.23 %	30.77 %	0.00 %	0.00 %	0.00 %	4.69	0.48	4.00	5.00
The instructor was concerned with whether or not the students learned the material.	13	61.54 %	30.77 %	0.00 %	7.69 %	0.00 %	4.46	0.88	2.00	5.00
The instructor was available for consultation with students.	13	61.54 %	23.08 %	15.38 %	0.00 %	0.00 %	4.46	0.78	3.00	5.00
The instructor's assessments reflected what was covered in the course.	13	61.54 %	30.77 %	0.00 %	7.69 %	0.00 %	4.46	0.88	2.00	5.00
The instructor made a significant impact on my understanding of the course content.	13	61.54 %	30.77 %	0.00 %	7.69 %	0.00 %	4.46	0.88	2.00	5.00
The instructor's expectations for assignments were clear.	13	61.54 %	30.77 %	0.00 %	7.69 %	0.00 %	4.46	0.88	2.00	5.00

Learning Ratings

Course Items

	Resp	Strongly Agree	Agree	Neither Agree nor Disagree	Disagree	Strongly Disagree	Mean	Std Dev	Min	Max
This course increased my knowledge	13	61.54 %	30.77 %	7.69 %	0.00 %	0.00 %	4.54	0.66	3.00	5.00
This course provided sufficient opportunity for me to learn.	13	69.23 %	23.08 %	0.00 %	7.69 %	0.00 %	4.54	0.88	2.00	5.00
This course challenged me intellectually	13	69.23 %	7.69 %	15.38 %	7.69 %	0.00 %	4.38	1.04	2.00	5.00

Instructor Items

	Resp	%(1)	%(2)	%(3)	%(4)	%(5)	Mean	Std Dev	Min	Max
The instructor made a significant impact on my understanding of the course content.	13	61.54 %	30.77 %	0.00 %	7.69 %	0.00 %	4.46	0.88	2.00	5.00

Assessment Ratings

Course Items

	Resp	Strongly Agree	Agree	Neither Agree nor Disagree	Disagree	Strongly Disagree	Mean	Std Dev	Min	Max
The course objectives were clear	13	61.54 %	38.46 %	0.00 %	0.00 %	0.00 %	4.62	0.51	4.00	5.00
My grades adequately reflected the quality of my performance in this course	13	53.85 %	38.46 %	7.69 %	0.00 %	0.00 %	4.46	0.66	3.00	5.00

Instructor Items

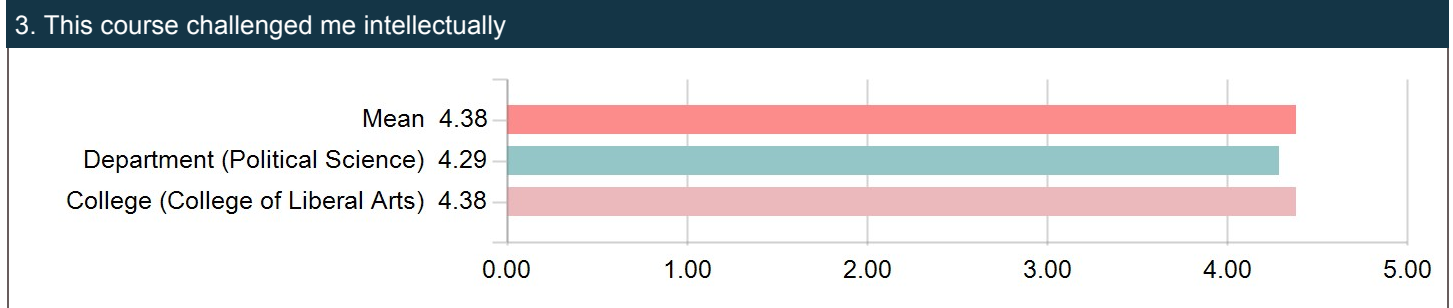
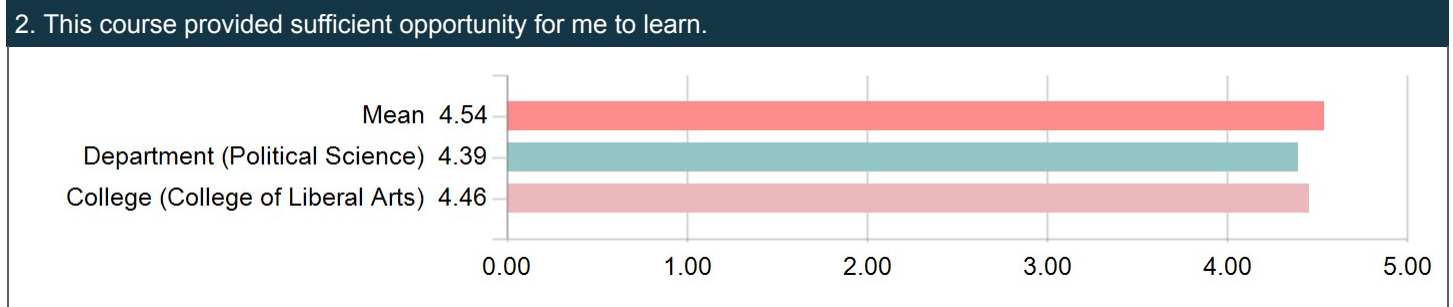

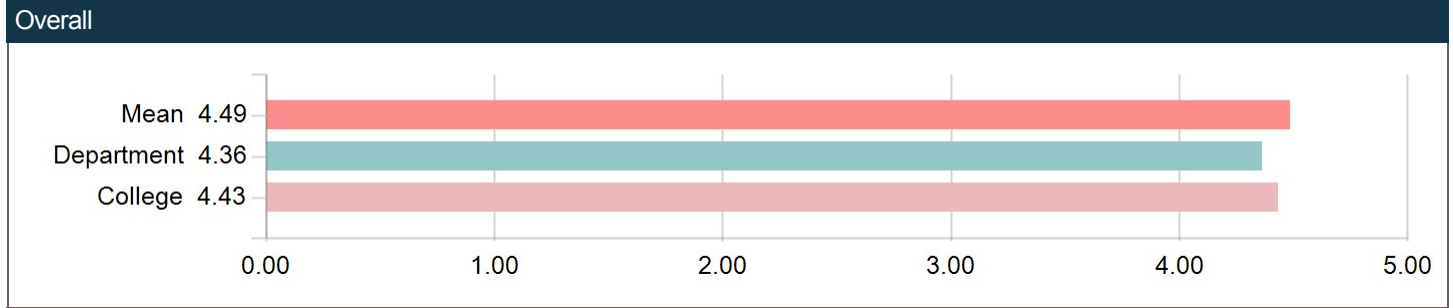
	Resp	%(1)	%(2)	%(3)	%(4)	%(5)	Mean	Std Dev	Min	Max
The instructor's assessments reflected what was covered in the course.	13	61.54 %	30.77 %	0.00 %	7.69 %	0.00 %	4.46	0.88	2.00	5.00
The instructor's expectations for assignments were clear.	13	61.54 %	30.77 %	0.00 %	7.69 %	0.00 %	4.46	0.88	2.00	5.00

Instruction Ratings

	Resp	%(1)	%(2)	%(3)	%(4)	%(5)	Mean	Std Dev	Min	Max
The instructor was well prepared for each session.	13	76.92 %	15.38 %	0.00 %	0.00 %	7.69 %	4.54	1.13	1.00	5.00
The instructor's explanations were clear.	13	69.23 %	30.77 %	0.00 %	0.00 %	0.00 %	4.69	0.48	4.00	5.00
The instructor was concerned with whether or not the students learned the material.	13	61.54 %	30.77 %	0.00 %	7.69 %	0.00 %	4.46	0.88	2.00	5.00
The instructor was available for consultation with students.	13	61.54 %	23.08 %	15.38 %	0.00 %	0.00 %	4.46	0.78	3.00	5.00

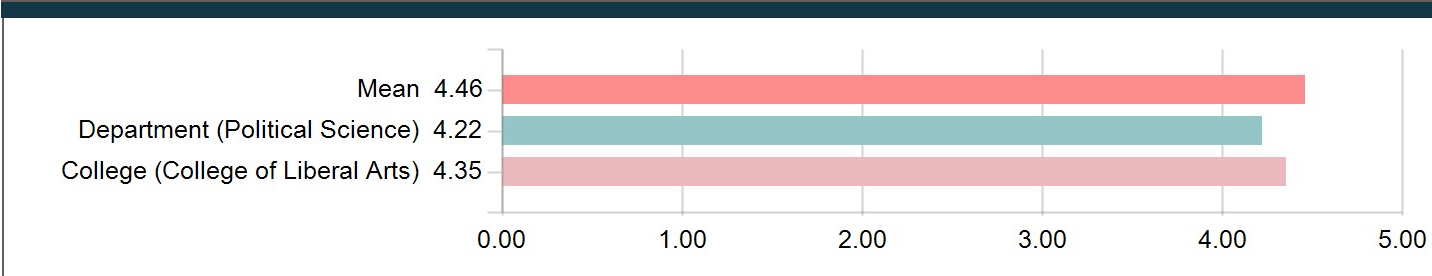
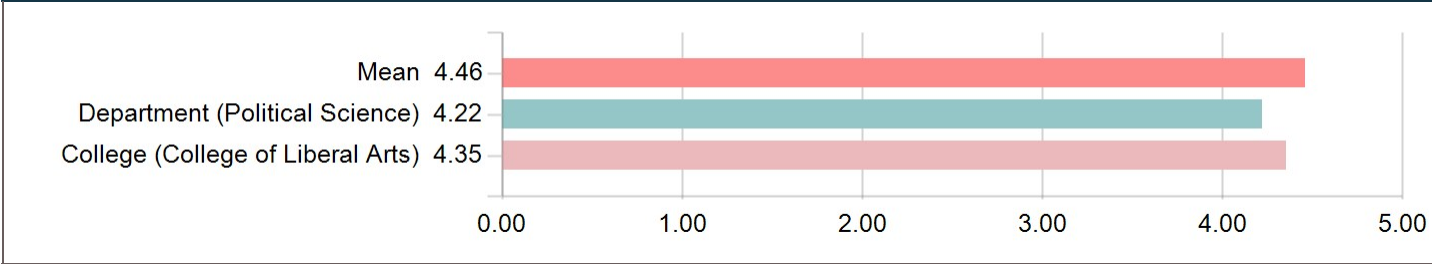
Comparative Response Analysis

Learning Ratings (Course items)



Learning Ratings (Instructor items)

Overall



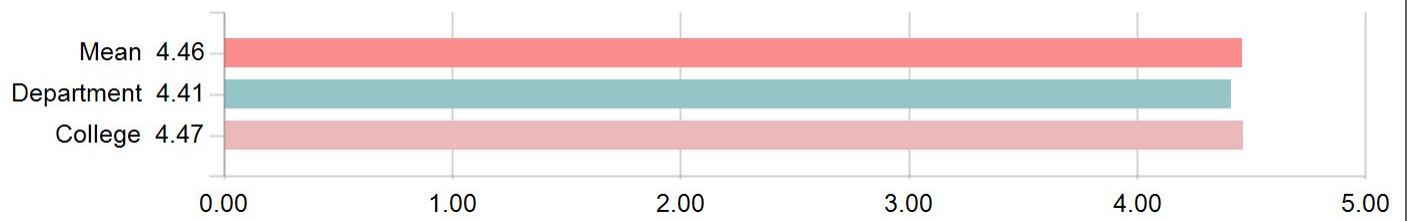
Comparative Response Analysis, continued ...

Assessment Ratings (Course items)

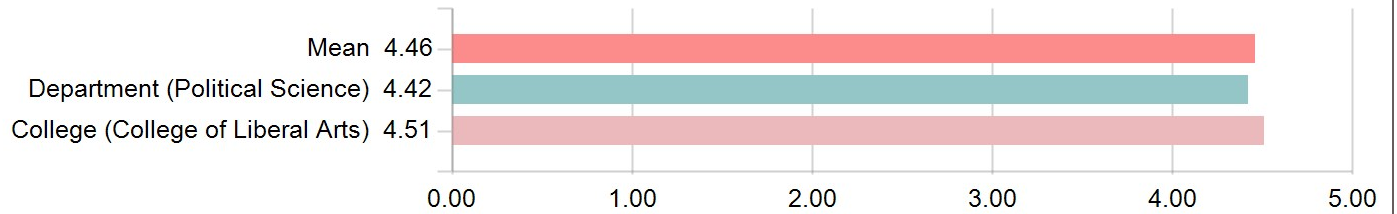


Assessment Ratings (Instructor Items)

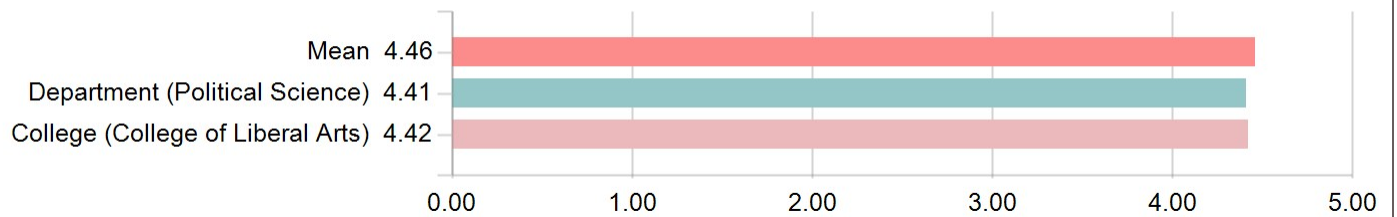
Overall



1. The instructor's assessments reflected what was covered in the course.



2. The instructor's expectations for assignments were clear.



Comparative Response Analysis, continued ...

Instruction Ratings



Ranking Summary

Highest Ranked Items			
1	The course objectives were clear	Assessment Ratings (Course items)	4.62
2	This course increased my knowledge	Learning Ratings (Course items)	4.54
3	This course provided sufficient opportunity for me to learn.	Learning Ratings (Course items)	4.54

Lowest Ranked Items			
1	This course challenged me intellectually	Learning Ratings (Course items)	4.38
2	My grades adequately reflected the quality of my performance in this course	Assessment Ratings (Course items)	4.46
3	This course increased my knowledge	Learning Ratings (Course items)	4.54

Open Ended Comments

List at least two things positive about this course:

Comments
I liked having the slides to look at and the straight forward assignments.
–Good and fun teacher considering the topic may be otherwise boring –Managed to keep me awake. I mean I was awake for most of the class time but that's just me
Reminders about work and fun class
I loved the class. He explained the materials so well, and made me interested in the subject. He makes political science sound super interesting, and I have learned so much from him. He makes the class enjoyable.
The professor really cares about what he is teaching. He does not let his own personal beliefs get in the way of what he is teaching.
It's a great and fun class to be in.
this class was awesome and only once a week
I liked the flow of class with Bradley's neutral/informative opinions on such a controversial topic & it only being one day a week

List at least two things that would improve this course:

Comments
I didn't like how long the class was it's hard to sit through a 3.5 hour lecture without getting distracted.
–I don't know how to fix attendance but I know for a fact many students do not show up –Like I said before I can stay awake but for others, maybe more activities that wake them up
Class was fine
everything about the course was okay.
Sending PowerPoint presentations after each lecture. And there's nothing else to change about the class.
the class was really long, and i mean it is only once a week, but it is unnecessarily long and we didnt even need all that time anyways.



Report for 114388-The American Presidency PSC 305 1001 Jonathan Bradley

Project Title: **UNLV Fall 2018 College of Liberal Arts Course
Evaluations**

Number of Participants: **34**

Responses Received: **20**

Response Ratio: **58.82%**

Creation Date: **Thu, Dec 20, 2018**

Overall Course Mean

Competency	Mean
Overall Instructor-Course Mean	4.80
Total Score	4.80

Evaluation Summary

Course Items

	Resp	Strongly Agree	Agree	Neither Agree nor Disagree	Disagree	Strongly Disagree	Mean	Std Dev	Min	Max
This course increased my knowledge.	20	85.00 %	15.00 %	0.00 %	0.00 %	0.00 %	4.85	0.37	4.00	5.00
The course objectives were clear.	20	80.00 %	20.00 %	0.00 %	0.00 %	0.00 %	4.80	0.41	4.00	5.00
This course provided sufficient opportunity for me to learn.	20	80.00 %	20.00 %	0.00 %	0.00 %	0.00 %	4.80	0.41	4.00	5.00
This course challenged me intellectually.	20	75.00 %	25.00 %	0.00 %	0.00 %	0.00 %	4.75	0.44	4.00	5.00
My grades up to this point adequately reflect the quality of my performance in this course.	20	75.00 %	20.00 %	0.00 %	5.00 %	0.00 %	4.65	0.75	2.00	5.00

Instructor Items

	Resp	Strongly Agree	Agree	Neither Agree nor Disagree	Disagree	Strongly Disagree	Mean	Std Dev	Min	Max
The instructor was well prepared for each session.	20	80.00 %	20.00 %	0.00 %	0.00 %	0.00 %	4.80	0.41	4.00	5.00
The instructor's explanations were clear.	20	90.00 %	10.00 %	0.00 %	0.00 %	0.00 %	4.90	0.31	4.00	5.00
The instructor was concerned with whether or not the students learned the material.	20	80.00 %	20.00 %	0.00 %	0.00 %	0.00 %	4.80	0.41	4.00	5.00
The instructor was available for consultation with students.	20	85.00 %	15.00 %	0.00 %	0.00 %	0.00 %	4.85	0.37	4.00	5.00
The instructor's assessments reflected what was covered in the course.	20	80.00 %	15.00 %	5.00 %	0.00 %	0.00 %	4.75	0.55	3.00	5.00
The instructor made a significant impact on my understanding of the course content.	20	85.00 %	15.00 %	0.00 %	0.00 %	0.00 %	4.85	0.37	4.00	5.00
The instructor's expectations for assignments were clear.	20	85.00 %	15.00 %	0.00 %	0.00 %	0.00 %	4.85	0.37	4.00	5.00

Learning Ratings

Course Items

	Resp	Strongly Agree	Agree	Neither Agree nor Disagree	Disagree	Strongly Disagree	Mean	Std Dev	Min	Max
This course increased my knowledge	20	85.00 %	15.00 %	0.00 %	0.00 %	0.00 %	4.85	0.37	4.00	5.00
This course provided sufficient opportunity for me to learn.	20	80.00 %	20.00 %	0.00 %	0.00 %	0.00 %	4.80	0.41	4.00	5.00
This course challenged me intellectually	20	75.00 %	25.00 %	0.00 %	0.00 %	0.00 %	4.75	0.44	4.00	5.00

Instructor Items

	Resp	%(1)	%(2)	%(3)	%(4)	%(5)	Mean	Std Dev	Min	Max
The instructor made a significant impact on my understanding of the course content.	20	85.00 %	15.00 %	0.00 %	0.00 %	0.00 %	4.85	0.37	4.00	5.00

Assessment Ratings

Course Items

	Resp	Strongly Agree	Agree	Neither Agree nor Disagree	Disagree	Strongly Disagree	Mean	Std Dev	Min	Max
The course objectives were clear	20	80.00 %	20.00 %	0.00 %	0.00 %	0.00 %	4.80	0.41	4.00	5.00
My grades adequately reflected the quality of my performance in this course	20	75.00 %	20.00 %	0.00 %	5.00 %	0.00 %	4.65	0.75	2.00	5.00

Instructor Items

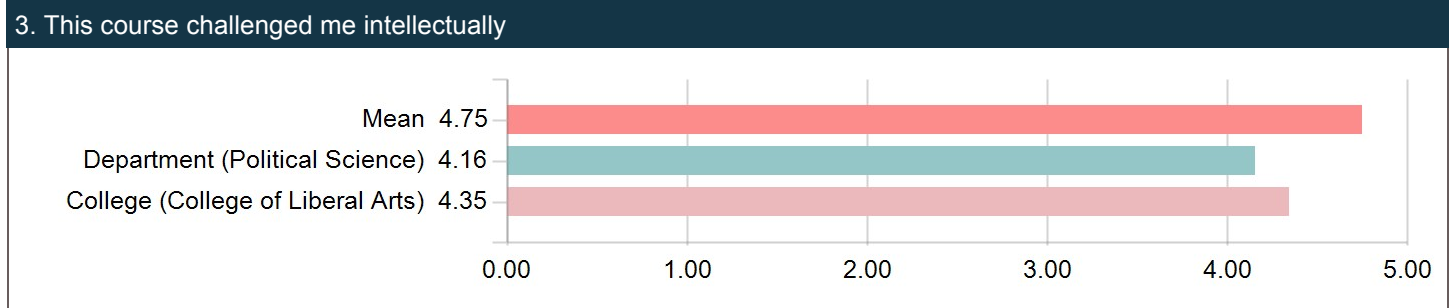
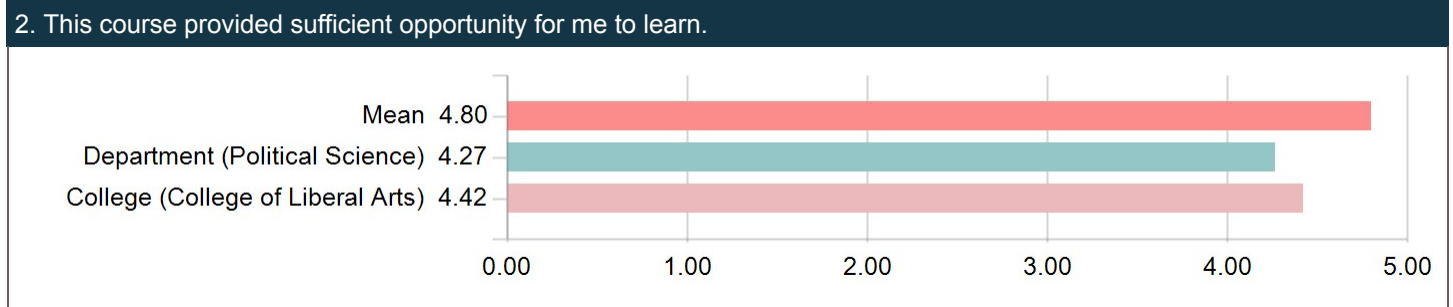

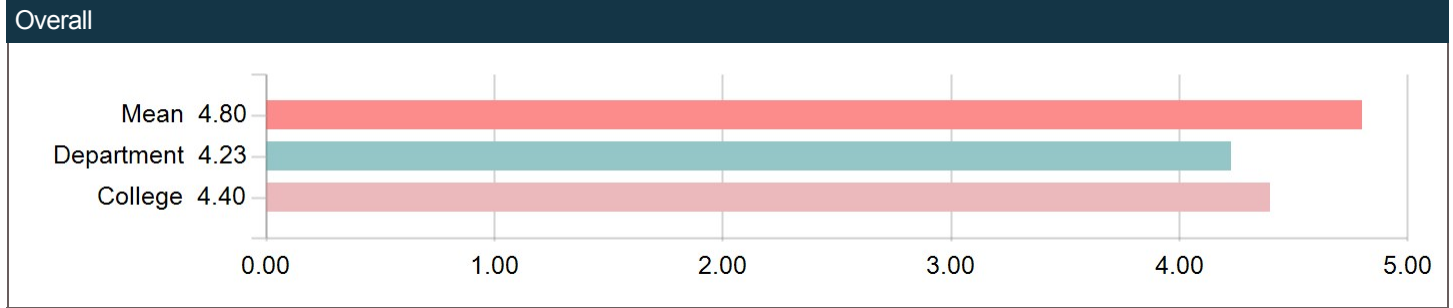
	Resp	%(1)	%(2)	%(3)	%(4)	%(5)	Mean	Std Dev	Min	Max
The instructor's assessments reflected what was covered in the course.	20	80.00 %	15.00 %	5.00 %	0.00 %	0.00 %	4.75	0.55	3.00	5.00
The instructor's expectations for assignments were clear.	20	85.00 %	15.00 %	0.00 %	0.00 %	0.00 %	4.85	0.37	4.00	5.00

Instruction Ratings

	Resp	%(1)	%(2)	%(3)	%(4)	%(5)	Mean	Std Dev	Min	Max
The instructor was well prepared for each session.	20	80.00 %	20.00 %	0.00 %	0.00 %	0.00 %	4.80	0.41	4.00	5.00
The instructor's explanations were clear.	20	90.00 %	10.00 %	0.00 %	0.00 %	0.00 %	4.90	0.31	4.00	5.00
The instructor was concerned with whether or not the students learned the material.	20	80.00 %	20.00 %	0.00 %	0.00 %	0.00 %	4.80	0.41	4.00	5.00
The instructor was available for consultation with students.	20	85.00 %	15.00 %	0.00 %	0.00 %	0.00 %	4.85	0.37	4.00	5.00

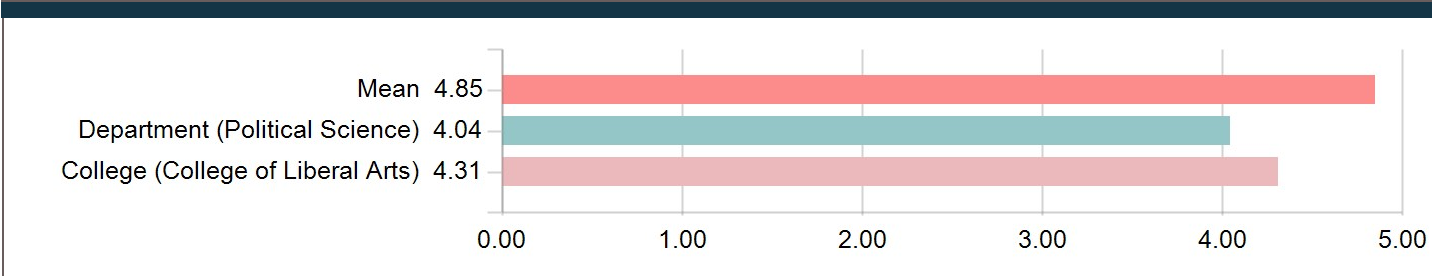
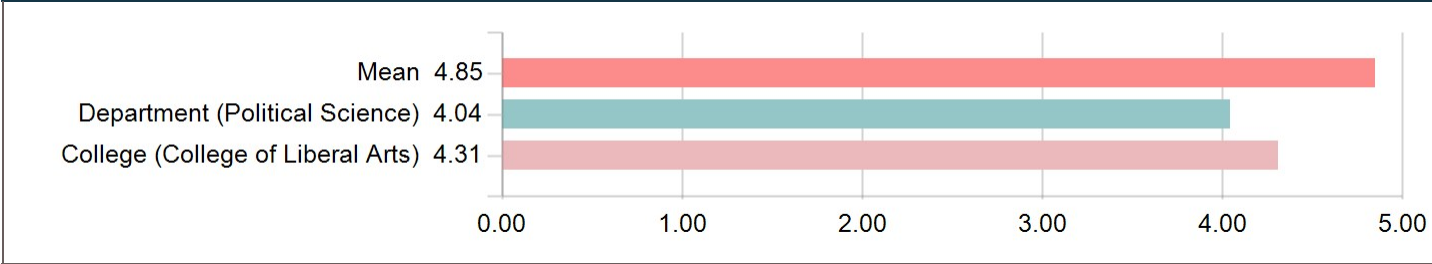
Comparative Response Analysis

Learning Ratings (Course items)



Learning Ratings (Instructor items)

Overall



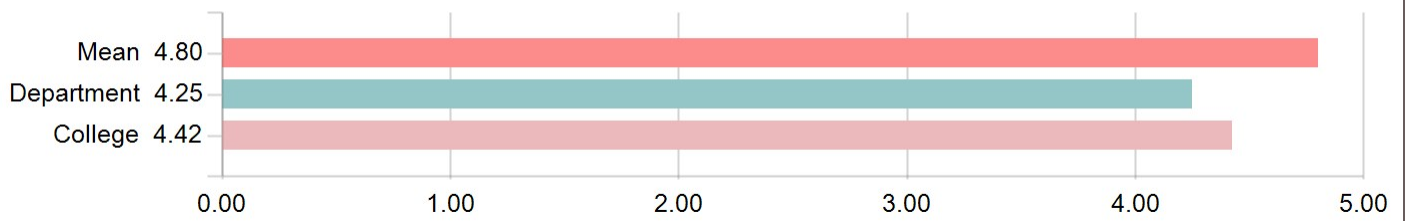
Comparative Response Analysis, continued ...

Assessment Ratings (Course items)

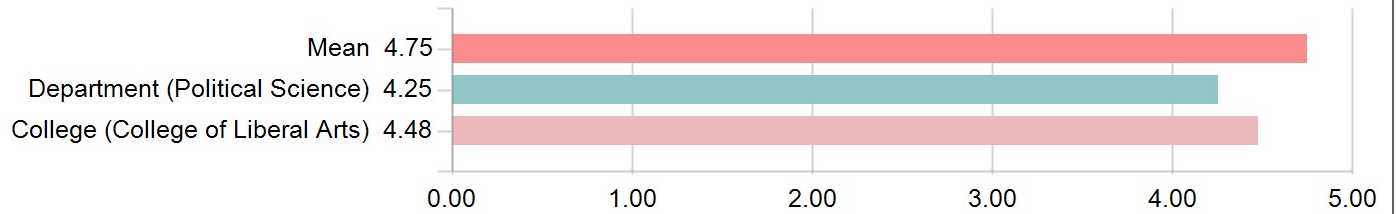


Assessment Ratings (Instructor Items)

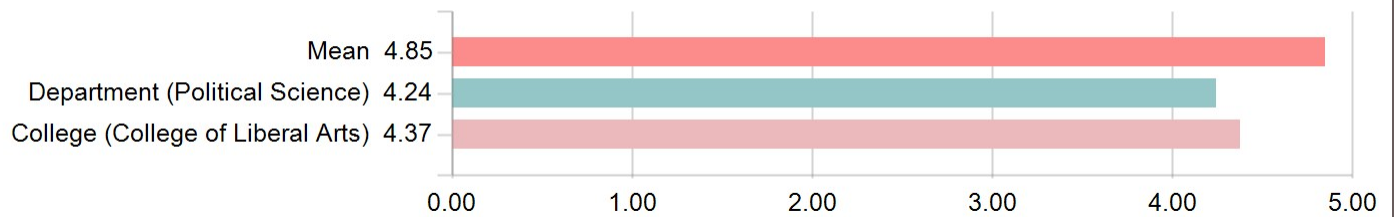
Overall



1. The instructor's assessments reflected what was covered in the course.



2. The instructor's expectations for assignments were clear.



Comparative Response Analysis, continued ...

Instruction Ratings



Ranking Summary

Highest Ranked Items			
1	This course increased my knowledge	Learning Ratings (Course items)	4.85
2	This course provided sufficient opportunity for me to learn.	Learning Ratings (Course items)	4.80
3	The course objectives were clear	Assessment Ratings (Course items)	4.80
Lowest Ranked Items			
1	My grades adequately reflected the quality of my performance in this course	Assessment Ratings (Course items)	4.65
2	This course challenged me intellectually	Learning Ratings (Course items)	4.75
3	This course provided sufficient opportunity for me to learn.	Learning Ratings (Course items)	4.80

Open Ended Comments

List at least two things positive about this course:

Comments
I really enjoyed how the instructor opened up the class for discussion after significant events happened in the current administration throughout the semester. i also really enjoyed the presentation, since it gave students the freedom to kind of teach the class about a president and their personal perspectives on the president.
Informative and Interesting
Engaging instructor Engaging lectures
1. Professor Bradley had a wide breadth of knowledge in regards to the subject matter. 2. Kept me interested for a majority of the class.
(Almost Doctor) Bradley is incredibly knowledgable. I liked the presentations that he had the students do and I especially appreciated that he made a point to ask us about our thoughts on current situations and respectfully listened. He challenged us without making us feel stupid.
Engaging instructor and lectures Clear instructions
The class was fun and exciting and Professor Bradley led great discussions
Loved the discussion aspect of the course and how we went into each individual president and how significant they were.
A lot of interaction / class discussions Subject matter and knowledge of instructor
I liked that he had students do a presentation on a president. This way the student is able to find out information on a president and explain it to the class. This class was very fun with great discussions. He is a good teacher
He's an amazing professor! He cares about the content and quality of the content
Organized and informative
The professor was flexible and understanding of students. He made the class fun and interesting would definitely take another class with Mr. Bradley in the future.
Very informative and instructor's presentations were interesting.
Good teacher Nice class set up
provide the understanding of the american presidency and three branches of the government
The instructor was extremely knowledgeable on the topic and made sure to pass that knowledge down to us. The class covers both the past presidents, as well the current events of modern president.
I learned how the executive branch actually operated and functions. I learned a great deal of history about each president I had not previously known.

List at least two things that would improve this course:

Comments
I think the course was really amazing, I learned a lot and found the class to very interesting and informative.
Nothing, it was a great course.
None
1. Perhaps a more narrow look into the presidency. Sometimes it felt like we veered off too much. 2. A more structured approach to the class would be helpful.
It would be interesting if students had an assignment where they gave a brief summary/history of an issue or policy that the current president is trying to tackle or change. One or two students could be assigned to speak briefly for each class on a current issue or policy and how it came about and what the current president is trying to do with it. Although I'm pretty sure there's not enough time.
A little more homework could help with overall grade and readings were a little lengthy
Cannot think of anything to improve the course as the experience thus far was close to perfect.
Less student presentation. More lectures by the instructor
Nothing
I think this class is great the way it is
No attendance reading quizzes
Need to provide critiques and show students why they got their grade on their presentations instead of just posting a grade on webcampus. Midterms and finals should be all the same for every student because that makes tests unequal and I don't believe is fair to students. Reading quizzes should be more than 4 questions because chapters of the books contain a lot of information and basing it on 4 questions doesn't really represent a students reading comprehension. If you only want to use 4 questions then I would make them essay questions.
More teacher lecturing Less discussion
Perfect class! no recommendation
Honestly I don't know.
This was a great course



Report for 114392 Religion & Political Proc PSC-
314.1001 PSC 314 1001 Jonathan Bradley

Project Title: **UNLV Spring 2019 Course Evaluations**

Course Audience: **32**
Responses Received: **17**
Response Ratio: **53.12%**

Creation Date: **Thursday, May 16, 2019**

Overall Course Mean

Competency	Mean
Course Items:	4.44
Instructor Items:	4.45
Total Score	4.44

Evaluation Summary

Course Items

	Resp	Strongly Agree	Agree	Neutral	Disagree	Strongly Disagree	Mean	Std Dev	Min	Max
This course increased my knowledge.	17	70.59%	23.53%	5.88%	0.00%	0.00%	4.65	0.61	3.00	5.00
The course objectives were clear.	17	52.94%	29.41%	11.76%	0.00%	5.88%	4.24	1.09	1.00	5.00
This course provided sufficient opportunity for me to learn.	17	70.59%	23.53%	0.00%	5.88%	0.00%	4.59	0.80	2.00	5.00
This course challenged me intellectually.	17	52.94%	41.18%	5.88%	0.00%	0.00%	4.47	0.62	3.00	5.00
My grades up to this point adequately reflect the quality of my performance in this course.	17	47.06%	41.18%	5.88%	0.00%	5.88%	4.24	1.03	1.00	5.00

Instructor Items

	Resp	Strongly Agree	Agree	Neutral	Disagree	Strongly Disagree	Mean	Std Dev	Min	Max
The instructor was well prepared for each session.	17	70.59%	17.65%	5.88%	5.88%	0.00%	4.53	0.87	2.00	5.00
The instructor's explanations were clear.	17	70.59%	11.76%	5.88%	11.76%	0.00%	4.41	1.06	2.00	5.00
The instructor was concerned with whether or not the students learned the material.	17	52.94%	35.29%	5.88%	5.88%	0.00%	4.35	0.86	2.00	5.00
The instructor was available for consultation with students.	17	58.82%	35.29%	5.88%	0.00%	0.00%	4.53	0.62	3.00	5.00
The instructor's assessments reflected what was covered in the course.	17	70.59%	17.65%	5.88%	5.88%	0.00%	4.53	0.87	2.00	5.00
The instructor made a significant impact on my understanding of the course content.	17	70.59%	23.53%	5.88%	0.00%	0.00%	4.65	0.61	3.00	5.00
The instructor's expectations for assignments were clear.	17	52.94%	23.53%	11.76%	5.88%	5.88%	4.12	1.22	1.00	5.00

Learning Ratings

Learning Subscale

	Resp	Strongly Agree	Agree	Neutral	Disagree	Strongly Disagree	Mean	Std Dev	Min	Max
This course increased my knowledge.	17	70.59%	23.53%	5.88%	0.00%	0.00%	4.65	0.61	3.00	5.00
This course provided sufficient opportunity for me to learn.	17	70.59%	23.53%	0.00%	5.88%	0.00%	4.59	0.80	2.00	5.00
This course challenged me intellectually.	17	52.94%	41.18%	5.88%	0.00%	0.00%	4.47	0.62	3.00	5.00
The instructor made a significant impact on my understanding of the course content.	17	70.59%	23.53%	5.88%	0.00%	0.00%	4.65	0.61	3.00	5.00

Assessment Ratings

Assessment Subscale

	Resp	Strongly Agree	Agree	Neutral	Disagree	Strongly Disagree	Mean	Std Dev	Min	Max
The course objectives were clear.	17	52.94%	29.41%	11.76%	0.00%	5.88%	4.24	1.09	1.00	5.00
My grades up to this point adequately reflect the quality of my performance in this course.	17	47.06%	41.18%	5.88%	0.00%	5.88%	4.24	1.03	1.00	5.00
The instructor's assessments reflected what was covered in the course.	17	70.59%	17.65%	5.88%	5.88%	0.00%	4.53	0.87	2.00	5.00
The instructor's expectations for assignments were clear.	17	52.94%	23.53%	11.76%	5.88%	5.88%	4.12	1.22	1.00	5.00

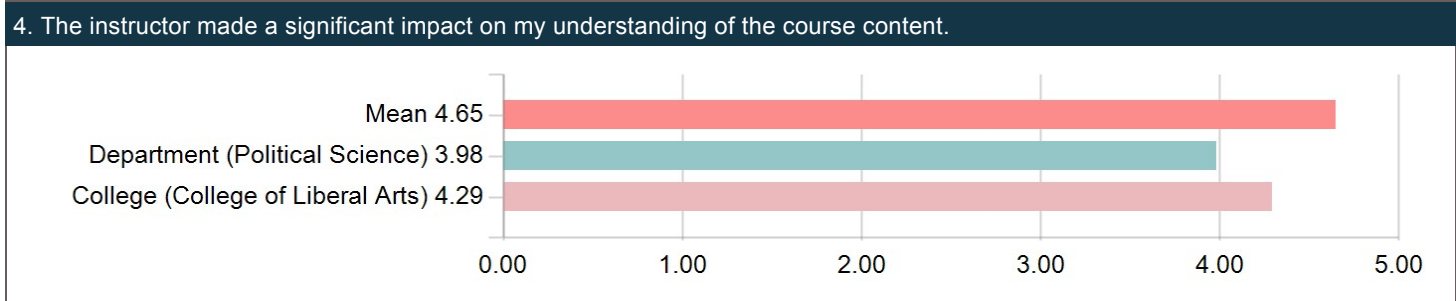


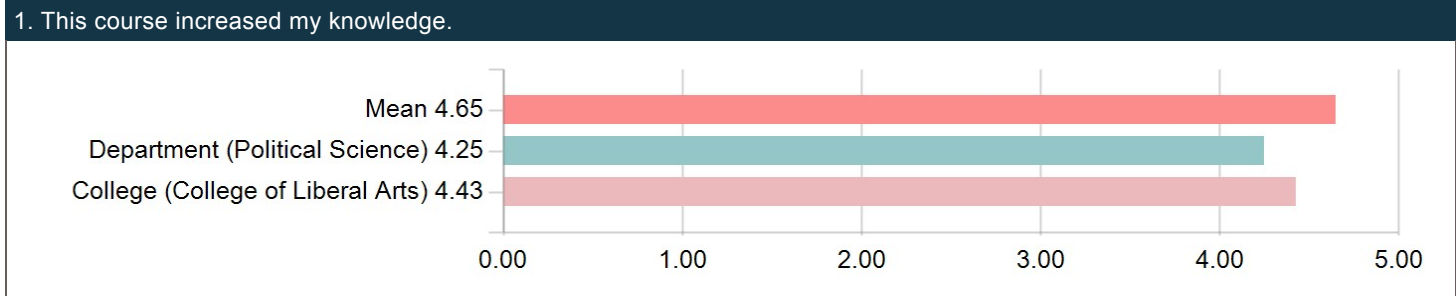
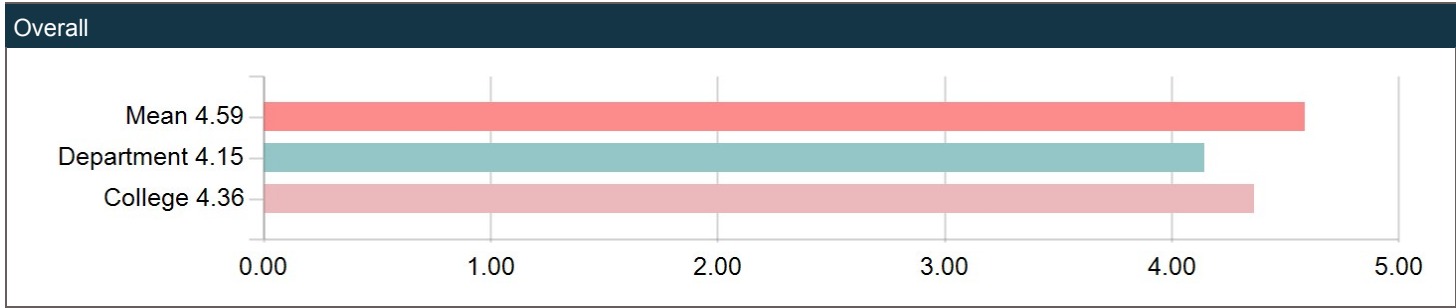
Instruction Ratings

Instructor Subscale

	Resp	Strongly Agree	Agree	Neutral	Disagree	Strongly Disagree	Mean	Std Dev	Min	Max
The instructor was well prepared for each session.	17	70.59%	17.65%	5.88%	5.88%	0.00%	4.53	0.87	2.00	5.00
The instructor's explanations were clear.	17	70.59%	11.76%	5.88%	11.76%	0.00%	4.41	1.06	2.00	5.00
The instructor was concerned with whether or not the students learned the material.	17	52.94%	35.29%	5.88%	5.88%	0.00%	4.35	0.86	2.00	5.00
The instructor was available for consultation with students.	17	58.82%	35.29%	5.88%	0.00%	0.00%	4.53	0.62	3.00	5.00

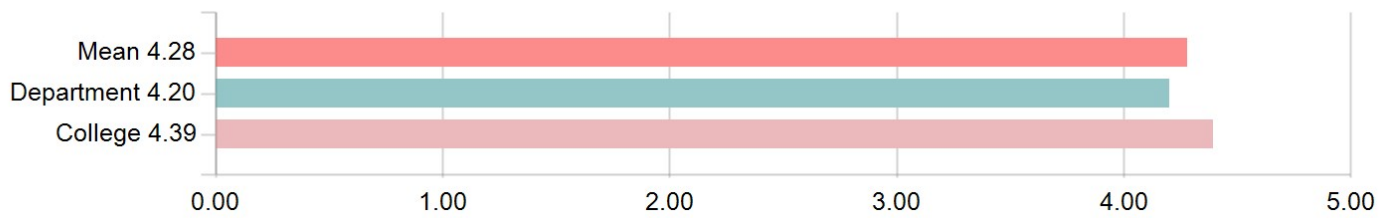
Comparative Response Analysis

Learning Ratings

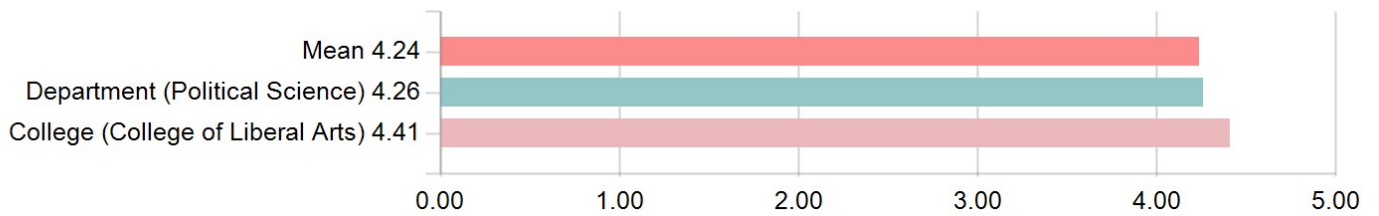


Assessment Ratings

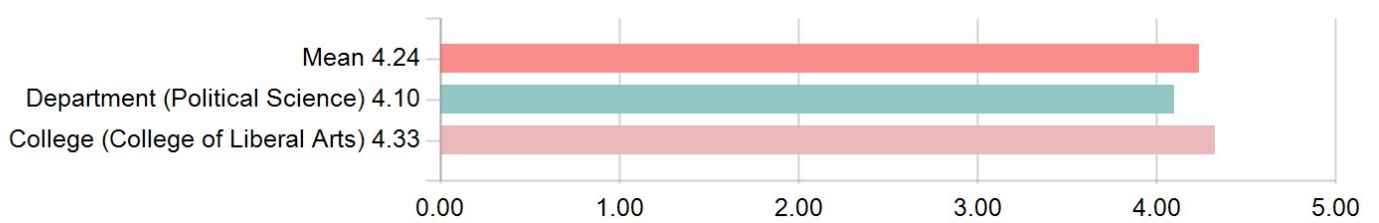
Overall



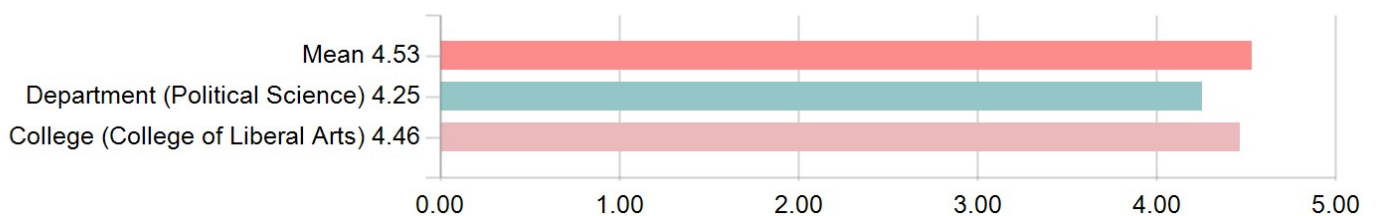
1. The course objectives were clear.



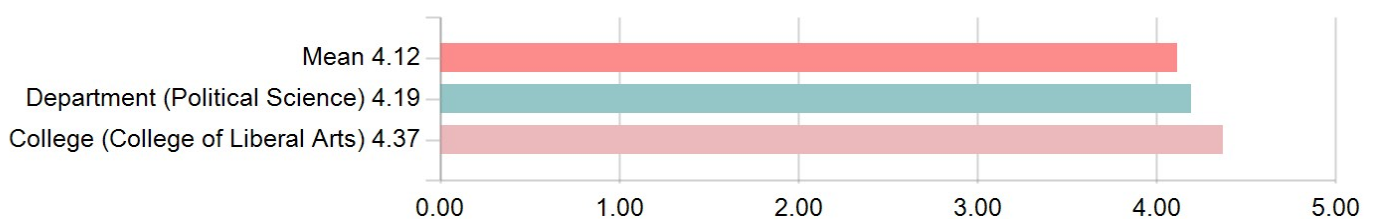
2. My grades up to this point adequately reflect the quality of my performance in this course.



3. The instructor's assessments reflected what was covered in the course.

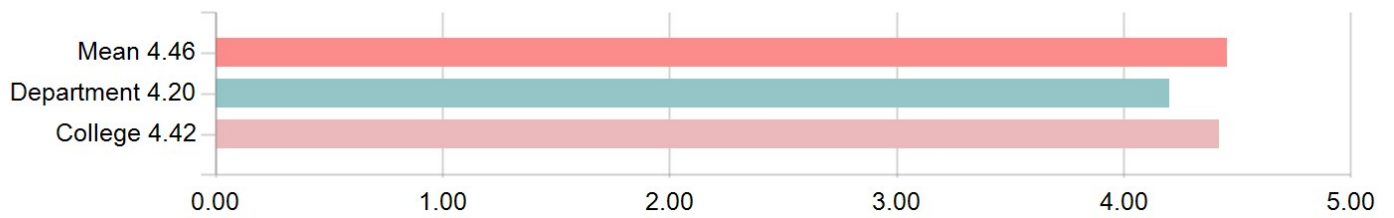


4. The instructor's expectations for assignments were clear.

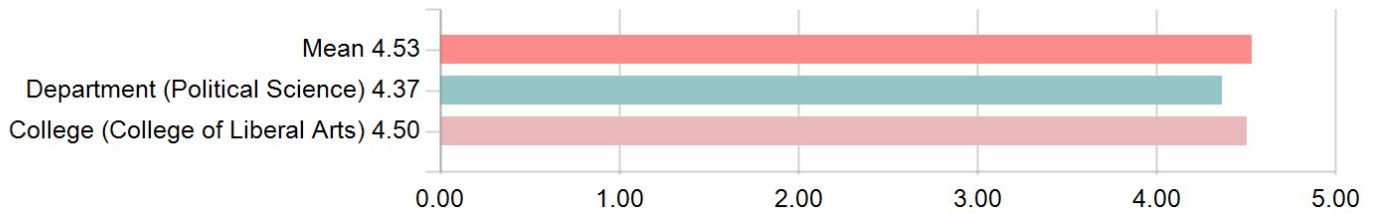


Instructor Ratings

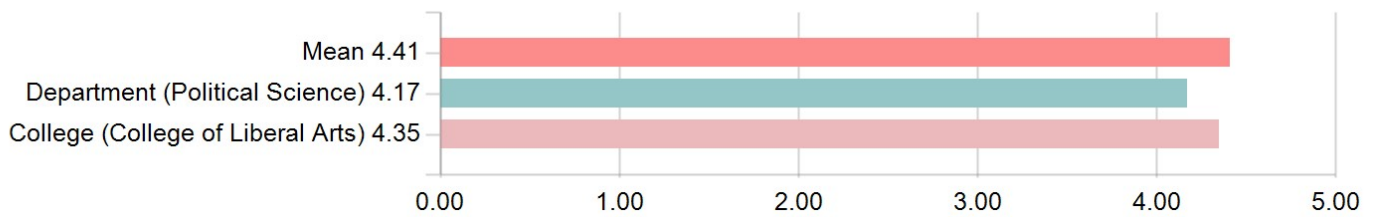
Overall



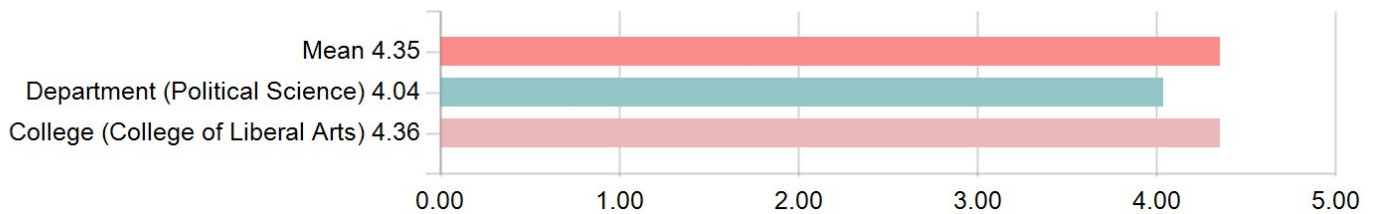
1. The instructor was well prepared for each session.



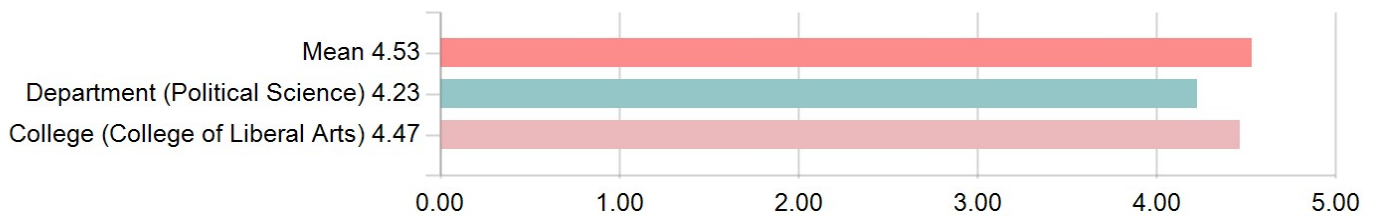
2. The instructor's explanations were clear.



3. The instructor was concerned with whether or not the students learned the material.



4. The instructor was available for consultation with students.



Ranking Summary

Highest Ranked Items			
1	This course increased my knowledge.	Course Items:	4.65
2	The instructor made a significant impact on my understanding of the course content.	Instructor Items:	4.65
3	This course provided sufficient opportunity for me to learn.	Course Items:	4.59

Lowest Ranked Items			
1	The instructor's expectations for assignments were clear.	Instructor Items:	4.12
2	The course objectives were clear.	Course Items:	4.24
3	My grades up to this point adequately reflect the quality of my performance in this course.	Course Items:	4.24

Open Ended Comments

List at least two things positive about this course:

Comments
1. Professor is passionate about the subject and strives to make subject matter interesting. 2. Class often discusses current events and does not shy away from debate.
Professor made course material interesting so students were willing to engage. Doc Bradley was always available if you had questions or concerns about papers or any assignments.
Professor knows is prepared and knows how to navigate the discussion.
It was informative and included a lot of class participation
Assignments were clear and the lectures were engaging.
Online Midterm and Final Exams In class group discussions
It showed the influence of WASP in American politics. It also showed how voting blocks corolate to religion.
The material taught in the course and the positive demeanor of the instructor.
Lectures were interesting and left time for discussions
I like the subject matter and the teacher is a very good/interesting lecturer.
–Professor always try to get students to participate in every discussions which is really good. –He's really understand what he is doing for this course, especially about religion within politics
The Instructor was very knowledgeable about the material.
informative and instructor always willing to clarify
he was really funny and explained the material really well
Interesting subject matter and good reading
Professor Bradley had great enthusiasm and energy for the course which encouraged me as well. No class would get me excited to wake up at 8 a.m on a Friday but his.
The course really encapsulated religion and politics eloquently.

List at least two things that would improve this course:

Comments
I would show some videos that coincide with lectures just to switch it up a little. Offer questions about reading before class begins.
N/A
More topics about current events
The papers needed to be expanded upon more with a much better explanation on what was supposed to be on it. It was very unclear whether we were supposed to talk about the persons life, how he came to the ideologies later in life etc.
Study Guides for the Midterm and Final Exams. There was no Study Guide for the midterm exam which I was very unhappy about. Response time back on emails from Instructor Bradley was very long Inconsistency on course syllabus Instructor Bradley's PhD seeking got in the way and canceled class which I thought was very poor teaching on his part
n/a
Give a study guide for the Mid-term exam. Nothing else, this was a genuinely good class and the instructor was very good at teaching.
The biography assignments did not help me learn more of the topic of the class and the expectations for the biography assignment was unclear
1. Putting up an example of a document with the right formatting for the bio papers instead of just a format guide 2. For it to not be scheduled so early in the morning.
No improvement! He's great!
n/a
1.)get a new instructor to teach it 2.) make sure that instructor is not a graduate student who will complain half the time about their dissertation being completed and use it as an excuse to give everyone a lower grade
I would have loved to have this class twice a week.

Total Surveys Completed* / Total Number of Students in Class: 5/13

*Total Surveys Completed includes students who have declined to take the survey

Overall Averages

Question	Count	St Dev	Mean	Med	Mode	No Answer	Strongly Disagree	Disagree	Neither Agree nor Disagree	Agree	Strongly Agree	MOE
1 This course increased my knowledge.	5	0.894	4.400	5	5	0.00%	0.00%	0.00%	20.00%	20.00%	60.00%	0.871
2 The course objectives were clear.	4	1.000	4.500	5	5	20.00%	0.00%	0.00%	20.00%	0.00%	60.00%	1.324
3 This course provided sufficient opportunity for me to learn.	5	0.894	4.400	5	5	0.00%	0.00%	0.00%	20.00%	20.00%	60.00%	0.871
4 This course challenged me intellectually.	5	1.000	4.000	4	3,5	0.00%	0.00%	0.00%	40.00%	20.00%	40.00%	0.974
5 My grades adequately reflected the quality of my performance in this course.	5	0.894	4.600	5	5	0.00%	0.00%	0.00%	20.00%	0.00%	80.00%	0.871
6 The instructor was well prepared for each session.	5	0.548	4.600	5	5	0.00%	0.00%	0.00%	0.00%	40.00%	60.00%	0.533
7 The instructor's explanations were clear.	4	0.500	4.750	5	5	20.00%	0.00%	0.00%	0.00%	20.00%	60.00%	0.662
8 The instructor was concerned with whether or not the students learned the material.	5	0.548	4.600	5	5	0.00%	0.00%	0.00%	0.00%	40.00%	60.00%	0.533
9 The instructor was available for consultation with students.	5	1.095	4.200	5	5	0.00%	0.00%	0.00%	40.00%	0.00%	60.00%	1.067
10 The instructor's expectations for assignments were clear.	5	0.894	4.400	5	5	0.00%	0.00%	0.00%	20.00%	20.00%	60.00%	0.871
11 The instructor's assessments reflected what was covered in the course.	5	1.304	4.200	5	5	0.00%	0.00%	20.00%	0.00%	20.00%	60.00%	1.270
12 The instructor made a significant impact on my understanding of course content.	5	0.548	4.600	5	5	0.00%	0.00%	0.00%	0.00%	40.00%	60.00%	0.533
Overall Averages	5	0.819	4.431	5	5	3.33%	0.00%	1.67%	15.00%	20.00%	60.00%	0.798

Learning Ratings

Question	Count	St Dev	Mean	Med	Mode	No Answer	Strongly Disagree	Disagree	Neither Agree nor Disagree	Agree	Strongly Agree	MOE
1 This course increased my knowledge.	5	0.894	4.400	5	5	0.00%	0.00%	0.00%	20.00%	20.00%	60.00%	0.871
3 This course provided sufficient opportunity for me to learn.	5	0.894	4.400	5	5	0.00%	0.00%	0.00%	20.00%	20.00%	60.00%	0.871
4 This course challenged me intellectually.	5	1.000	4.000	4	3,5	0.00%	0.00%	0.00%	40.00%	20.00%	40.00%	0.974
12 The instructor made a significant impact on my understanding of course content.	5	0.548	4.600	5	5	0.00%	0.00%	0.00%	0.00%	40.00%	60.00%	0.533
Overall Averages	5	0.813	4.350	5	5	0.00%	0.00%	0.00%	20.00%	25.00%	55.00%	0.792

Assessment Ratings

Question	Count	St Dev	Mean	Med	Mode	No Answer	Strongly Disagree	Disagree	Neither Agree nor Disagree	Agree	Strongly Agree	MOE
2 The course objectives were clear.	4	1.000	4.500	5	5	20.00%	0.00%	0.00%	20.00%	0.00%	60.00%	1.324
5 My grades adequately reflected the quality of my performance in this course.	5	0.894	4.600	5	5	0.00%	0.00%	0.00%	20.00%	0.00%	80.00%	0.871
10 The instructor's expectations for assignments were clear.	5	0.894	4.400	5	5	0.00%	0.00%	0.00%	20.00%	20.00%	60.00%	0.871
11 The instructor's assessments reflected what was covered in the course.	5	1.304	4.200	5	5	0.00%	0.00%	20.00%	0.00%	20.00%	60.00%	1.270
Overall Averages	5	0.961	4.421	5	5	5.00%	0.00%	5.00%	15.00%	10.00%	65.00%	0.936

Instruction Ratings

Question	Count	St Dev	Mean	Med	Mode	No Answer	Strongly Disagree	Disagree	Neither Agree nor Disagree	Agree	Strongly Agree	MOE
6 The instructor was well prepared for each session.	5	0.548	4.600	5	5	0.00%	0.00%	0.00%	0.00%	40.00%	60.00%	0.533
7 The instructor's explanations were clear.	4	0.500	4.750	5	5	20.00%	0.00%	0.00%	0.00%	20.00%	60.00%	0.662
8 The instructor was concerned with whether or not the students learned the material.	5	0.548	4.600	5	5	0.00%	0.00%	0.00%	0.00%	40.00%	60.00%	0.533
9 The instructor was available for consultation with students.	5	1.095	4.200	5	5	0.00%	0.00%	0.00%	40.00%	0.00%	60.00%	1.067
Overall Averages	5	0.697	4.526	5	5	5.00%	0.00%	0.00%	10.00%	25.00%	60.00%	0.678

13. List at least two things positive about this course:

- The content was fascinating and the instructor was engaged with his students and continuously made the effort to make the class interesting and enlightening.
- He was always so passionate about what he was teaching us. I loved learning new concepts about global environmental politics. He was always so helpful when we did not understand something, and each class was filled with plenty of information.
- This course expanded my knowledge on international environmental politics. I learned a lot about issues we are facing globally when it comes to climate change. The tests reflected the material learned in class.
- Lecture and exams

- Guest speaker was interesting and the material was interesting

14. List at least two things that would improve this course:

- More exploratory homeworks given to provide sufficient opportunity to discover new material. More formal structure given to the flow of the class throughout the semester
- It would be nice to refrain from talking about political parties. Some students may not feel the same way you do, and it may not be professional to discuss your political party with us. It would be so wonderful to learn without involving political parties into the mix. Other than that, thank you for a wonderful class!
- I would change the format of the lectures, because it was a 2 hour and 45 min class, strictly based on power points. It is hard to hold a classes attention span for that long by just using power points.

The professor seemed to bring up political issues, even when they didn't apply to course material. (Which is to be expected I guess as a political science professor.) Sometimes it was a little unnecessary.

- Staying on topic and not going on tangents

Total Surveys Completed* / Total Number of Students in Class: 14/19

*Total Surveys Completed includes students who have declined to take the survey

Overall Averages

Question	Count	St Dev	Mean	Med	Mode	No Answer	Strongly Disagree	Disagree	Neither Agree nor Disagree	Agree	Strongly Agree	MOE
1 This course increased my knowledge.	14	0.756	4.429	5	5	0.00%	0.00%	0.00%	14.29%	28.57%	57.14%	0.224
2 The course objectives were clear.	14	0.852	4.571	5	5	0.00%	0.00%	7.14%	0.00%	21.43%	71.43%	0.252
3 This course provided sufficient opportunity for me to learn.	14	0.611	4.714	5	5	0.00%	0.00%	0.00%	7.14%	14.29%	78.57%	0.181
4 This course challenged me intellectually.	14	0.994	4.286	5	5	0.00%	0.00%	7.14%	14.29%	21.43%	57.14%	0.295
5 My grades adequately reflected the quality of my performance in this course.	14	0.646	4.429	4.5	5	0.00%	0.00%	0.00%	7.14%	42.86%	50.00%	0.191
6 The instructor was well prepared for each session.	14	0.611	4.714	5	5	0.00%	0.00%	0.00%	7.14%	14.29%	78.57%	0.181
7 The instructor's explanations were clear.	14	0.745	4.643	5	5	0.00%	0.00%	0.00%	14.29%	7.14%	78.57%	0.221
8 The instructor was concerned with whether or not the students learned the material.	14	0.497	4.643	5	5	0.00%	0.00%	0.00%	0.00%	35.71%	64.29%	0.147
9 The instructor was available for consultation with students.	14	0.633	4.643	5	5	0.00%	0.00%	0.00%	7.14%	21.43%	71.43%	0.188
10 The instructor's expectations for assignments were clear.	14	0.756	4.429	5	5	0.00%	0.00%	0.00%	14.29%	28.57%	57.14%	0.224
11 The instructor's assessments reflected what was covered in the course.	14	0.469	4.714	5	5	0.00%	0.00%	0.00%	0.00%	28.57%	71.43%	0.139
12 The instructor made a significant impact on my understanding of course content.	14	0.994	4.286	5	5	0.00%	0.00%	7.14%	14.29%	21.43%	57.14%	0.295
Overall Averages	14	0.725	4.542	5	5	0.00%	0.00%	1.79%	8.33%	23.81%	66.07%	0.215

Learning Ratings

Question	Count	St Dev	Mean	Med	Mode	No Answer	Strongly Disagree	Disagree	Neither Agree nor Disagree	Agree	Strongly Agree	MOE
1 This course increased my knowledge.	14	0.756	4.429	5	5	0.00%	0.00%	0.00%	14.29%	28.57%	57.14%	0.224
3 This course provided sufficient opportunity for me to learn.	14	0.611	4.714	5	5	0.00%	0.00%	0.00%	7.14%	14.29%	78.57%	0.181
4 This course challenged me intellectually.	14	0.994	4.286	5	5	0.00%	0.00%	7.14%	14.29%	21.43%	57.14%	0.295
12 The instructor made a significant impact on my understanding of course content.	14	0.994	4.286	5	5	0.00%	0.00%	7.14%	14.29%	21.43%	57.14%	0.295
Overall Averages	14	0.850	4.429	5	5	0.00%	0.00%	3.57%	12.50%	21.43%	62.50%	0.252

Assessment Ratings

Question	Count	St Dev	Mean	Med	Mode	No Answer	Strongly Disagree	Disagree	Neither Agree nor Disagree	Agree	Strongly Agree	MOE
2 The course objectives were clear.	14	0.852	4.571	5	5	0.00%	0.00%	7.14%	0.00%	21.43%	71.43%	0.252
5 My grades adequately reflected the quality of my performance in this course.	14	0.646	4.429	4.5	5	0.00%	0.00%	0.00%	7.14%	42.86%	50.00%	0.191
10 The instructor's expectations for assignments were clear.	14	0.756	4.429	5	5	0.00%	0.00%	0.00%	14.29%	28.57%	57.14%	0.224
11 The instructor's assessments reflected what was covered in the course.	14	0.469	4.714	5	5	0.00%	0.00%	0.00%	0.00%	28.57%	71.43%	0.139
Overall Averages	14	0.687	4.536	5	5	0.00%	0.00%	1.79%	5.36%	30.36%	62.50%	0.203

Instruction Ratings

Question	Count	St Dev	Mean	Med	Mode	No Answer	Strongly Disagree	Disagree	Neither Agree nor Disagree	Agree	Strongly Agree	MOE
6 The instructor was well prepared for each session.	14	0.611	4.714	5	5	0.00%	0.00%	0.00%	7.14%	14.29%	78.57%	0.181
7 The instructor's explanations were clear.	14	0.745	4.643	5	5	0.00%	0.00%	0.00%	14.29%	7.14%	78.57%	0.221
8 The instructor was concerned with whether or not the students learned the material.	14	0.497	4.643	5	5	0.00%	0.00%	0.00%	0.00%	35.71%	64.29%	0.147
9 The instructor was available for consultation with students.	14	0.633	4.643	5	5	0.00%	0.00%	0.00%	7.14%	21.43%	71.43%	0.188
Overall Averages	14	0.611	4.661	5	5	0.00%	0.00%	0.00%	7.14%	19.64%	73.21%	0.181

13. List at least two things positive about this course:

- Great energy
Followed syllabus
- Doc tried to make the information interesting and relevant
- 1) Very informative and interesting discussions
2) Great preparation for exams with homeworks
- 1. Teacher to student interaction and discussion.

2. Very unbiased
- The course instructor sufficiently explained each topic that was covered in class and gave adequate examples to relate back to the students. The homework assignments and exams sufficiently reflected what was taught during lectures.
- The professor makes the class interesting. The assignments and assessments were easy to complete if we attended the lectures.
- 1) Mr. Bradley allowed students to constructively interact with his discussions.
2) Mr. Bradley encouraged students to ask questions about lectures, and sometimes redirected that question to rest of the class for a discussion.
- The instructor has an amazing personality, which makes it easier to sit through class and digest everything he is teaching. I've learned a lot in class.
- Great class discussions and relation of content to real life situations
- The instructor clearly understood the course material. The course material offered students with insightful material.
- Homework
Online Tests

14. List at least two things that would improve this course:

- There were a lot of off topic tangents and information
- 1) More material to read before class
- More variety in the lectures. A lot of the beginning of the semester lectures were about key terms and ideas. I would have liked to have done more in depth case studies on the effects of globalization on race, culture, and identity. The readings certainly provided this aspect, but it would have been nice to discuss the readings in the class in the first few minutes of the class before going into the lecture. Then, it would have been useful to see the readings interwoven in the lectures as well.
- 1) The semester should end with a clear definition of globalization. We have yet to objectively define it.
2) We need watch at least one documentary or video about globalization.
- Nothing needs to change. Hire more instructors like Mr. Bradley!
- Great teacher
- Improvements are not necessary.
- Project
More Outside work